



Educator Professional Development
Conference
Evaluation Report 2019

Contents

1	2019 Educator Professional Development Conference	3
2	Methodology	3
3	Demographics	4
4	Impact	8
5	Training Evaluation	13
6	Appendix	18

1 2019 Educator Professional Development Conference

The 2019 Educator Professional Development Conference (EPDC) hosted 341 educators in Cap-Haitian, Haiti from July 3-5, 2019. This conference provided training to primary and secondary level educators on a range of pedagogical, professional, and educational topics.

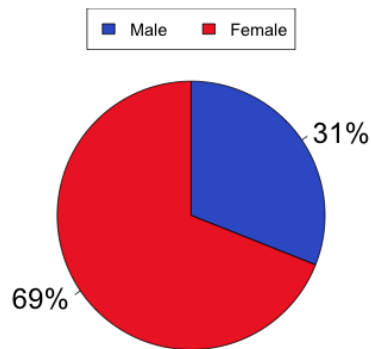
2 Methodology

A summative evaluation survey was administered on the final day of the conference. The survey consisted of two sections, which were administered separately based on conference topics. The surveys were filled out anonymously. All data in this report are taken from the administered surveys, of which a copy is available in the Appendix.

3 Demographics

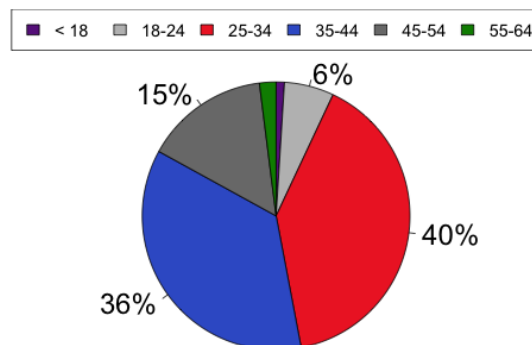
Gender

Survey participants were asked to indicate their gender. 69% of conference participants were female and 31% were male (N=315).



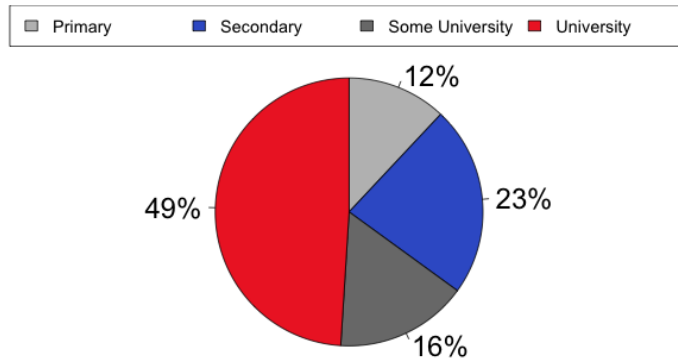
Age

When asked to identify their age group, 40% indicated that they were 25-34, 36% stated that they were 35-44, and 15% indicated that they were 45-54. (N=330)



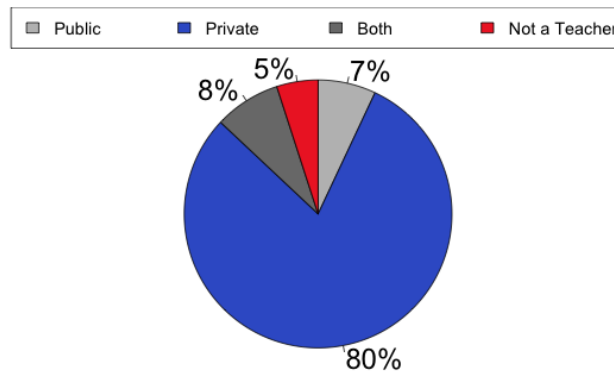
Education

Participants were asked to identify their level of education. Of the sample, 49% had completed university, 23% had completed secondary school, while 12% had completed primary school. (N=328)



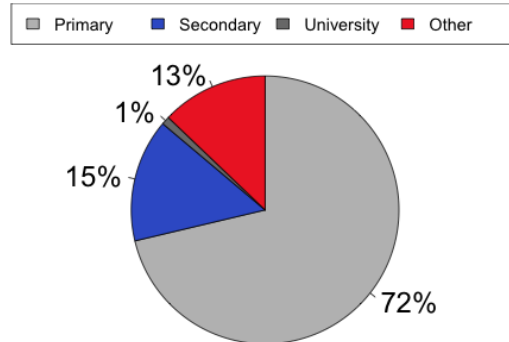
School Type

Conference attendees were asked to indicate the type of school they worked for. 80% of educators indicated working for a private school, while only 7% indicated working for a public school. (N=329)



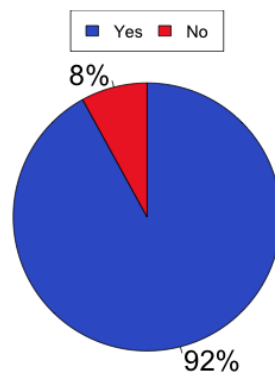
Level Taught

Conference attendees were asked to indicate what level they teach. 72% of educators indicated teaching at the primary level, while 15% indicated teaching at the secondary level. (N=332)



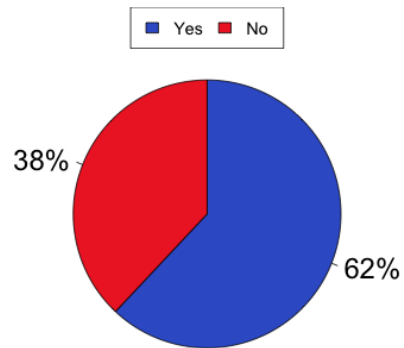
Prior Training

Educators were asked to indicate whether or not they have received training prior to the conference. 92% of educators had received prior training. (N=332)



P4H Training

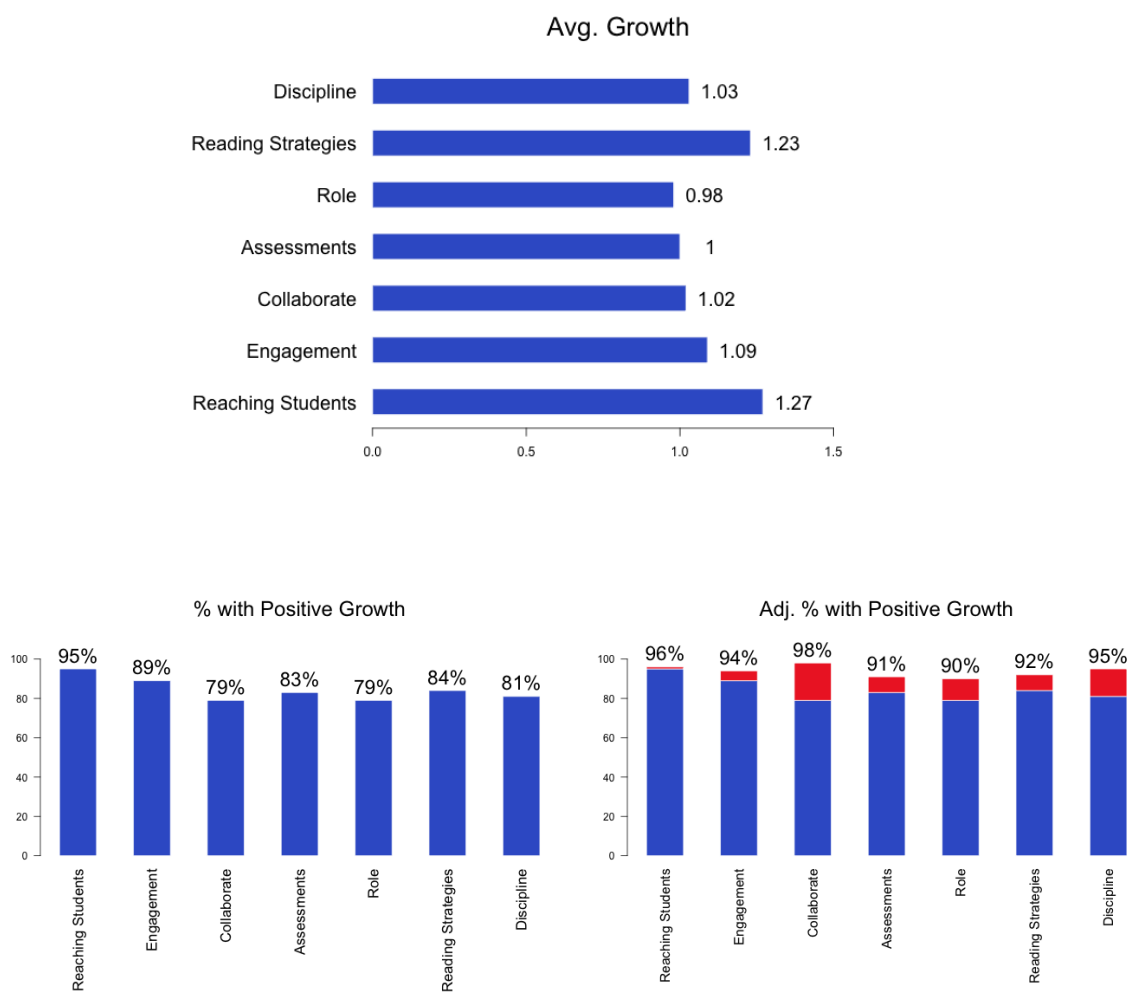
Educators were asked to indicate whether or not they have received training with P4H prior to the conference. 62% indicated that they have received training from P4H before. (N=333)



4 Impact

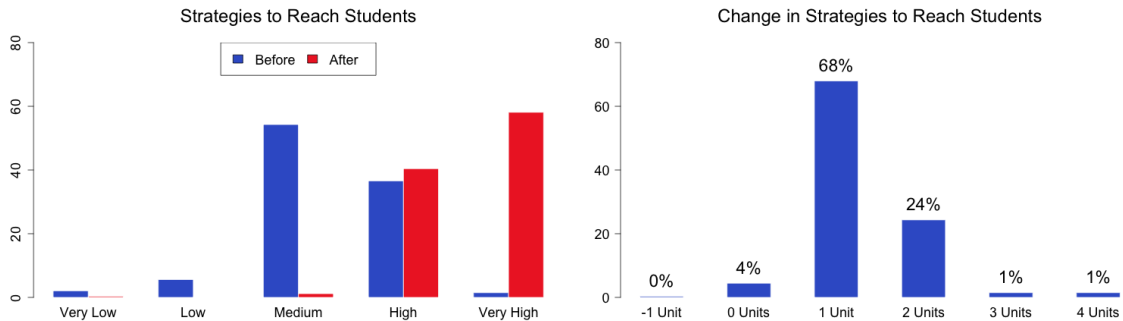
Summary

Survey participants were asked a series of questions in which they indicated how their position before and after the conference. The charts below display the average difference between before and after answers, the percentage of participants who indicated positive growth, and an adjusted figure that takes into account participants who had an initial position of Very High. Participants were asked to select one of the following options: Very Low, Low, Medium, High, Very High. Each of the five choices were coded 1-5, respectively. A 1-unit difference in the below chart indicates an average growth of one choice-scale. The rest of this section will present in-depth statistics on each question asked. Chi-squared tests were conducted for each of the individual categories, all of which were significant at the 95% confidence level.



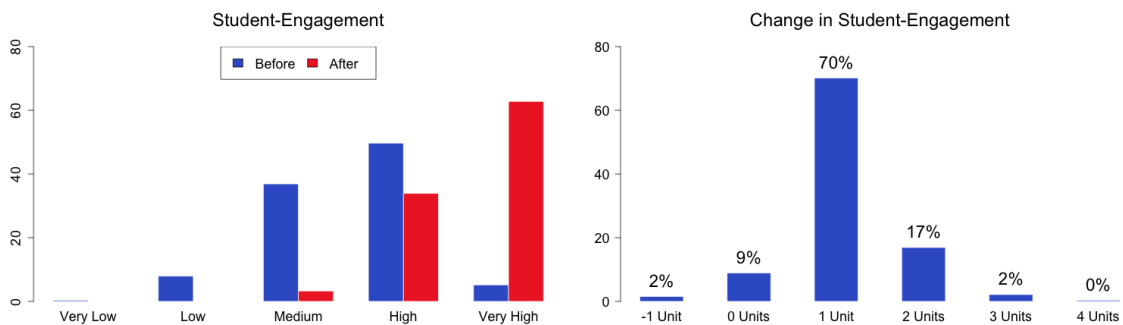
Reaching Students

Educators were asked to indicate their “knowledge of strategies to reach students of any level” before and at the end of the training. The average change was 1.27 units, with 68% indicating a change of 1 unit, 24% indicating a change of 2 units, and 2% indicating a change of 3 or more. (N=337)



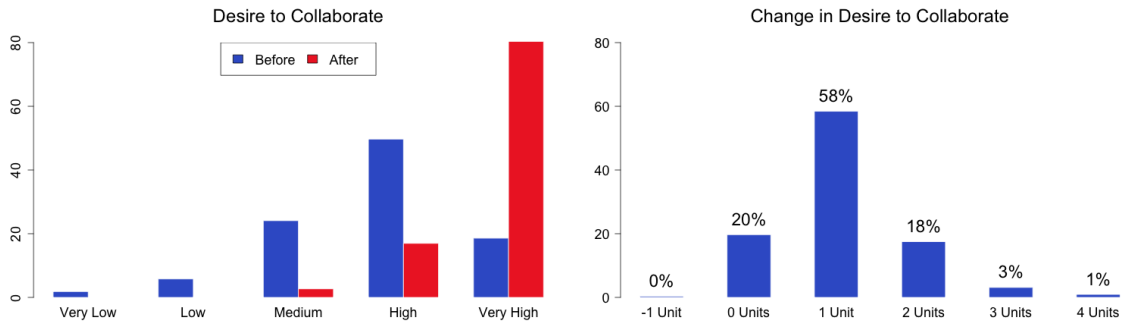
Student-Engagement

Educators were asked to indicate their “knowledge of strategies to increase student-engagement” before and at the end of the training. The average change was 1.09 units, with 70% indicating a change of 1 unit, 17% indicating a change of 2 units, and 2% indicating a change of 3 or more. (N=326)



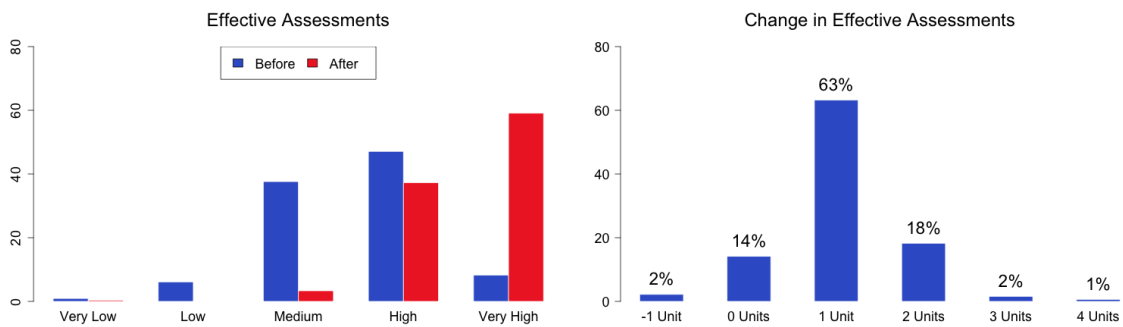
Collaborate

Educators were asked to indicate their “willingness to collaborate with other educators” before and at the end of the training. The average change was 1.02 units, with 58% indicating a change of 1 unit and 18% indicating a change of 2 units or more. (N=325)



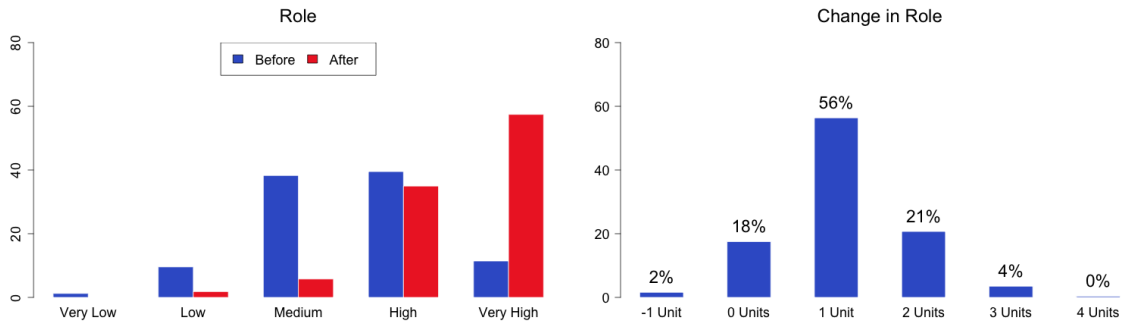
Lesson Plans

Educators were asked to indicate their “ability to create effective lesson plans” before and at the end of the training. The average change was 1 unit, with 63% indicating a change of 1 unit, 18% indicating a change of 2 units, and 3% indicating a change of 3 or more. (N=322)



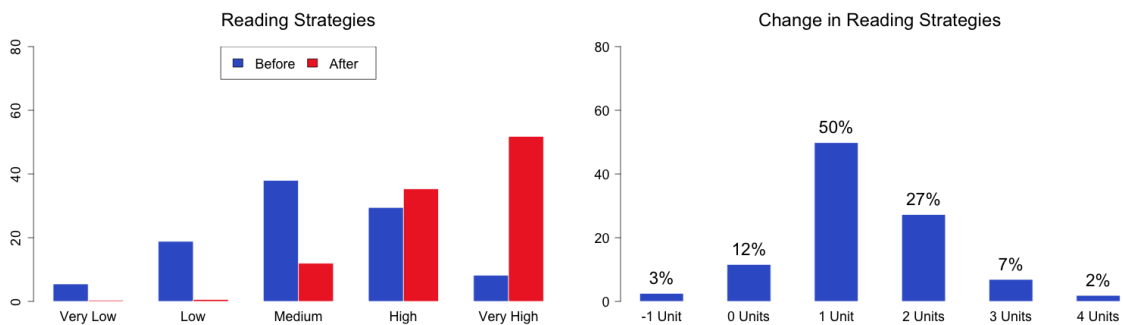
Role

Educators were asked to indicate their “understanding of how their role as an educator impacts Haiti” before and at the end of the training. The average change was 0.98 units, with 56% indicating a change of 1 unit, 21% indicating a change of 2 units, and 4% indicating a change of 3 or more. (N=323)



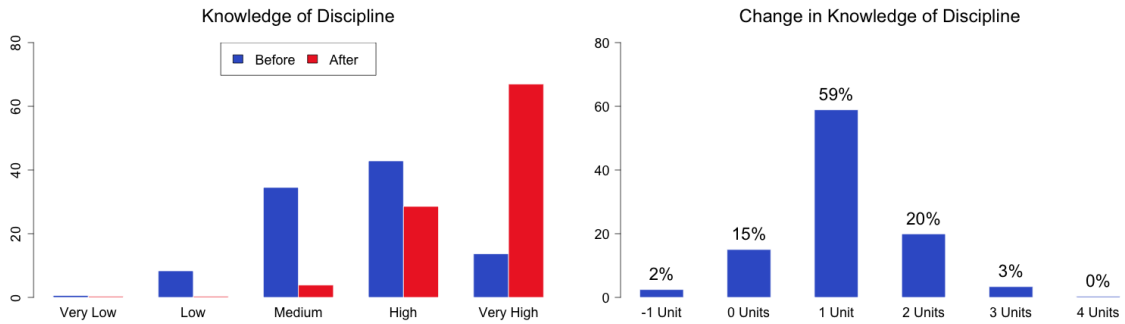
Learning Theories

Educators were asked to indicate their “knowledge of different learning theories” before and at the end of the training. The average change was 1.23 units, with 50% indicating a change of 1 unit, 27% indicating a change of 2 units, and 9% indicating a change of 3 or more. (N=325)



Discipline

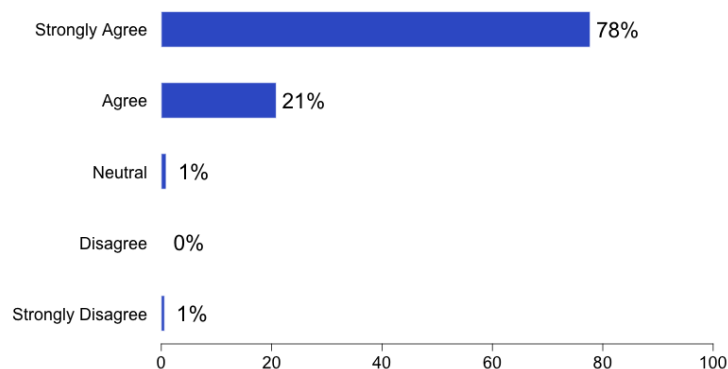
Educators were asked to indicate their “knowledge of different types of discipline in the classroom” before and at the end of the training. The average change was 1.03 units, with 59% indicating a change of 1 unit, 20% indicating a change of 2 units, and 3% indicating a change of 3 or more. (N=331)



5 Training Evaluation

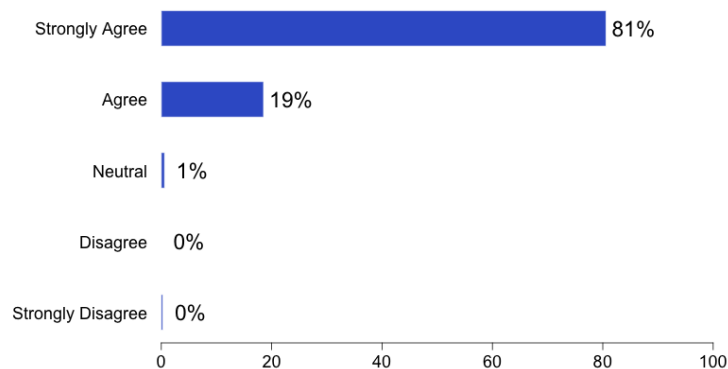
Collaborate

Educators were asked to indicate how strongly they agree with the following statement: “I plan on collaborating with other educators to increase student engagement.” 78% of educators stated Strongly Agree, 21% indicated 'Agree,' 1% indicated Neutral, while 0% stated Disagree and 1% Strongly Disagree. (N=341)



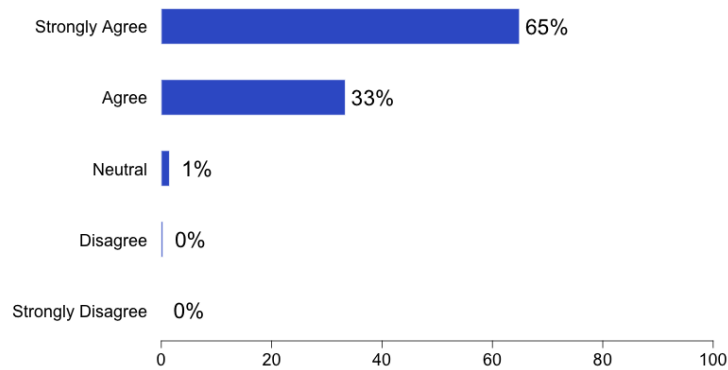
Teaching Strategies

Educators were asked to indicate how strongly they agree with the following statement: “I plan on incorporating the teaching strategies I learned in this conference in my classroom.” 80% of educators stated Strongly Agree, 18% indicated 'Agree,' 1% indicated Neutral, while 0% stated Disagree and 0% Strongly Disagree. (N=340)



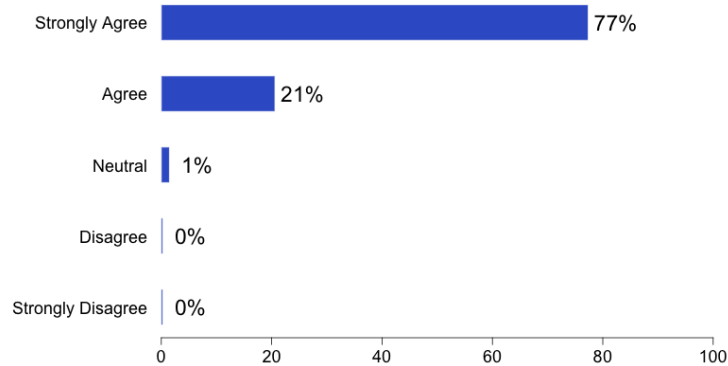
Share

Educators were asked to indicate how strongly they agree with the following statement: “I plan on sharing the information I received at this conference with other teachers at my school or in my community.” 65% of educators stated Strongly Agree, 33% indicated 'Agree,' 1% indicated Neutral, while 0% stated Disagree and 0% Strongly Disagree. (N=339)



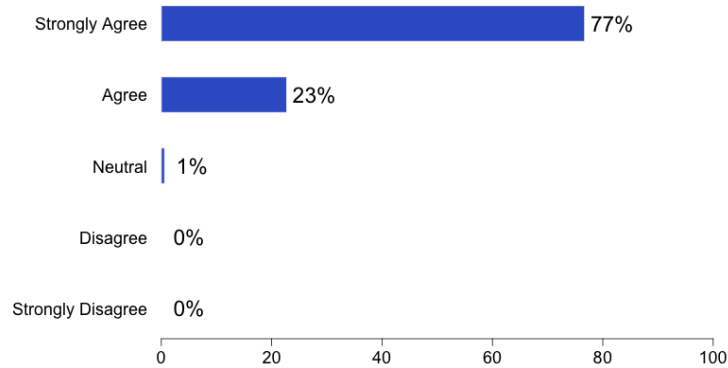
Return

Educators were asked to indicate how strongly they agree with the following statement: “I plan on returning to this conference next year.” 77% of educators stated Strongly Agree, 21% indicated 'Agree,' 1% indicated Neutral, while 0% stated Disagree and 0% Strongly Disagree. (N=340)



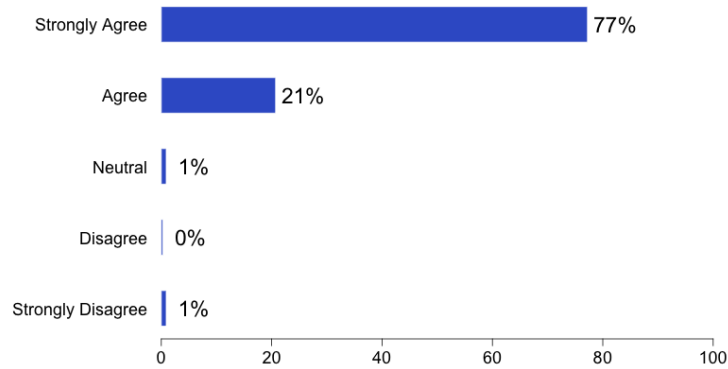
Effective

Educators were asked to indicate how strongly they agree with the following statement: “The training during the conference was effective.” 76% of educators stated Strongly Agree, 23% indicated 'Agree,' 1% indicated Neutral, while 0% stated Disagree and 0% Strongly Disagree. (N=339)



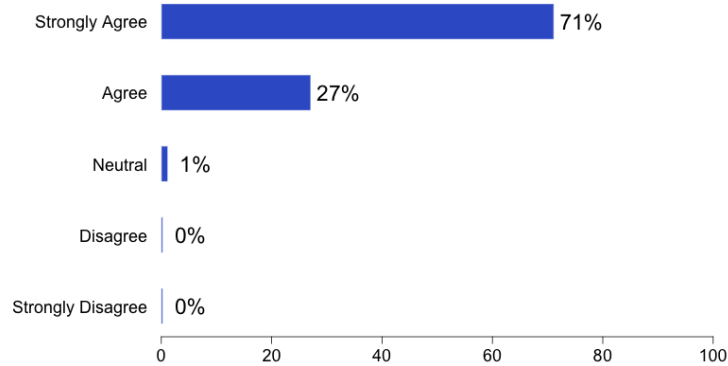
Helpful Information

Educators were asked to indicate how strongly they agree with the following statement: “I learned helpful information for my role as an educator during this conference.” 77% of educators stated Strongly Agree, 21% indicated 'Agree,' 1% indicated Neutral, while 0% stated Disagree and 1% Strongly Disagree. (N=338)



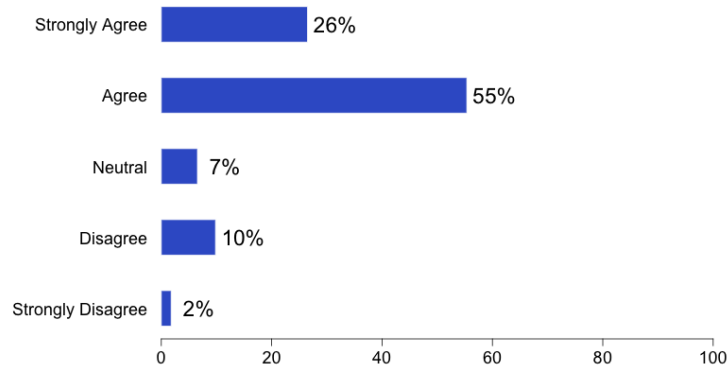
Trainers

Educators were asked to indicate how strongly they agree with the following statement: “The trainers at this conference were well prepared.” 70% of educators stated Strongly Agree, 27% indicated 'Agree,' 1% indicated Neutral, while 0% stated Disagree and 0% Strongly Disagree. (N=336)



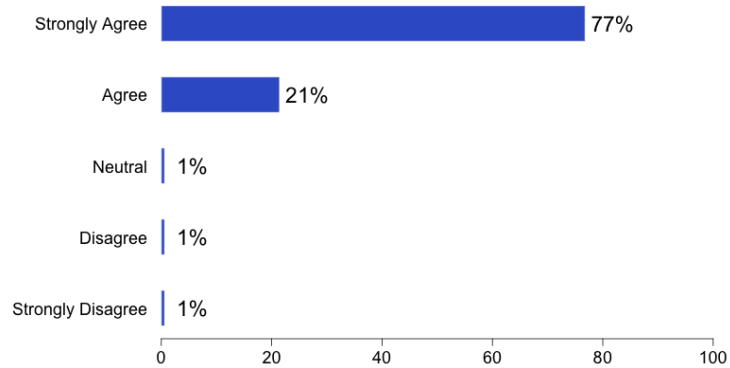
Discussion

Educators were asked to indicate how strongly they agree with the following statement: “There was adequate time for discussion during this conference.” 26% of educators stated Strongly Agree, 55% indicated 'Agree,' 6% indicated Neutral, while 10% stated Disagree and 2% Strongly Disagree. (N=336)



Recommend

Educators were asked to indicate how strongly they agree with the following statement: “I would recommend this conference to a friend.” 76% of educators stated Strongly Agree, 21% indicated 'Agree,' 1% indicated Neutral, while 1% stated Disagree and 1% Strongly Disagree. (N=336)



6 Appendix

2019 EPDC Summative Evaluation Survey

Part I: Before - After

(1) Very Low (2) Low (3) Neutral (4) High (5) Very High

1a - 1b: My knowledge of strategies to reach students of any level in the classroom.

2a - 2b: My knowledge of skills to increase student engagement.

3a - 3b: My desire to collaborate with other educators.

4a - 4b: My ability to create effective assessments.

5a - 5b: My understanding of how my role as an educator impacts Haiti.

6a - 6b: My confidence in integrating reading strategies in any lesson.

7a - 7b: My knowledge of different types of discipline in the classroom.

Part II: Training Evaluation

(1) Strongly Disagree (2) Disagree (3) Neutral (4) Agree (5) Strongly Agree

7. I plan on collaborating with other educators to increase student engagement.

8. I plan on incorporating learning strategies I learned in this conference in my classroom.

9. I plan on sharing the information I learned at this conference with other teachers at my school or in my community.

10. I plan on returning to this conference next year.

11. The training during the conference was effective.

12. I learned helpful information for my role as an educator during this conference.

13. I would recommend this conference to a friend.

Part III: Demographics

14. What is your sex?

(1) Male (2) Female

15. How old are you?

18-24 (1)

25-34 (2)

- 35-44 (3)
- 45-54 (4)
- 55-64 (5)
- 65+ (6)

16. To what level did you go to school?

- Primary (1)
- Secondary (2)
- Some University (3)
- University (4)

17. What do you teach?

- Public School (1)
- Private School (2)
- Both (3)
- Not a Teacher (4)

18. How long have you been teaching?

19. Everyday, how many students do you teach?

20. How many students are in one of your classes?

21. What level do you teach?

- Primary (1)
- Secondary (2)
- University (3)
- Other (4)

22. Have you had training before?

- Yes (1)
- No (2)
- I dont know (3)

22. Have you been to a P4H training before?

- Yes (1)
- No (2)
- I dont know (3)